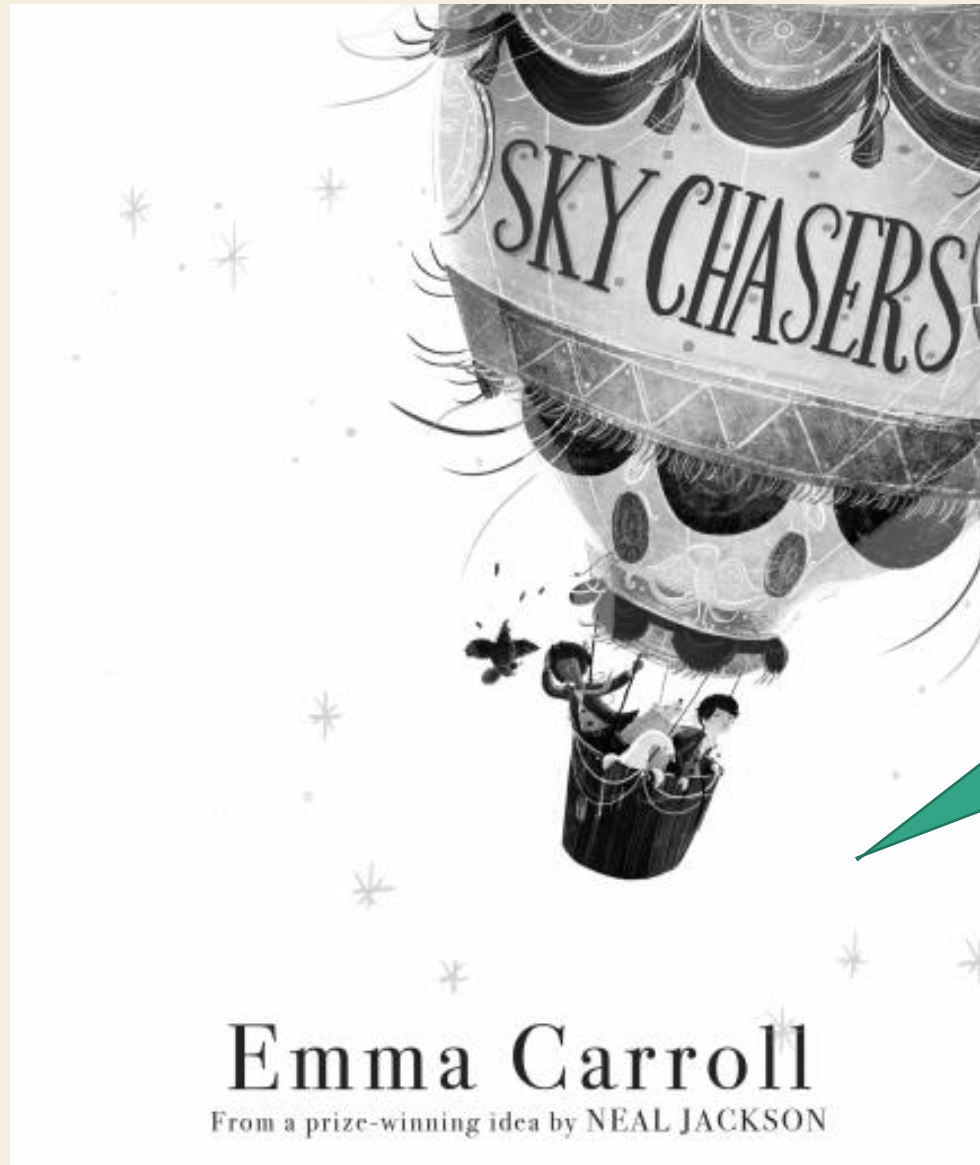


# *Summer Term 2: Explorers*

*New Tasks - 15.6.20*

# *TASK 1*



Our text for this term is 'Sky Chasers'. Let's read the first page of chapter one and see what we learn about the setting and the characters...



# ONE FOR SORROW

1

SOUTHERN FRANCE, MARCH 1783

I wait till midnight. On the last chime of the church clock I'm off, flying over the cobblestones on tough-as-leather bare feet. The town, Annonay, lies quiet. Shutters are closed, candles snuffed out. The breath of the place sounds like a person fallen asleep. It's exactly how I want things, just me and the stars and the promise of a few coins for my troubles. They call this part of town 'The Nest', because it's dark and twisty like an animal's lair. Decent, law-abiding folks don't come here. You wouldn't either if you had a choice. Not that the dark scares me – it's daylight that's dangerous when you're a thief.

# 1

SOUTHERN FRANCE, MARCH 1783

I wait till midnight. On the last chime of the church clock I'm off, flying over the cobblestones on tough-as-leather bare feet. The town, Annonay, lies quiet. Shutters are closed, candles snuffed out. The breath of the place sounds like a person fallen asleep. It's exactly how I want things, just me and the stars and the promise of a few coins for my troubles. They call this part of town 'The Nest', because it's dark and twisty like an animal's lair. Decent, law-abiding folks don't come here. You wouldn't either if you had a choice. Not that the dark scares me – it's daylight that's dangerous when you're a thief.

We know that the story is a historical fiction text, as it is dated 1783. We also know the country that the book is set in: France.

We know the exact town that the story is set in which is a real town in France.



The character narrating this part of the story is making areas of the town, at the time it was written, sound scary.


We can predict that the character narrating this section of the text is a thief.

# TASK 1

If we are reading and learning about France, we must start by learning some basic facts about the country!

Please choose one of the task 1 activity sheets from the website (labelled **15.6.20 Task 1 - Activity Sheet A** or **15.6.50 Task 1 - Activity Sheet B**) to conduct some research about France! On the next page, you will find some web links that may be of use to you during your research!

France Snapshot	
Find and mark France on the map: 	Traditional French Food: 
Popular Sports:	Draw the French Flag:
Five Fabulous Facts: Leader: Capital: Population: Currency: Climate:	Draw a French Landmark:
Some French Vocabulary:	Famous French Person:

France	
Use non-fiction books and the Internet to find out information about France.	
Capital City:	Country Flag: 
Population:	
Language Spoken:	
Location of Country: 	Bordering Countries:
Famous Landmarks:	Famous People:
Popular Food:	Popular Activities or Sports:
Traditions:	National Anthem:
Other Interesting Facts:	

## *Useful Links:*

<https://www.natgeokids.com/uk/discover/geography/countries/facts-about-france/>

<https://www.kids-world-travel-guide.com/france-facts.html>

<https://www.coolkidfacts.com/france-facts/>

<http://www.primaryhomeworkhelp.co.uk/france.html>

<https://www.theschoolrun.com/homework-help/france>

---

Good luck 😊

Please remember to send your work to myself or Mr Bull through the class emails or twitter pages so that we can give you some well-deserved praise and feedback!

Miss Tyrer – [6lt@woodlands.cheshire.sch.uk](mailto:6lt@woodlands.cheshire.sch.uk)

Twitter - @6ltwoodlands

Mr Bull – [6pb@woodlands.cheshire.sch.uk](mailto:6pb@woodlands.cheshire.sch.uk)

Twitter - @MrBull6PB

---