




Design and Technology

Moving Pictures: Traditional Tales

Making



twinkl

Aim

- I can use mechanisms to make a product.
- I can evaluate my product against design criteria.


Success Criteria

- I can follow my design for a moving picture.
- I can show I have tried to include the design criteria.
- I can improve my moving picture as I work on it.
- I can talk about my moving picture and say what I did well.
- I can look at the design criteria when evaluating my moving picture.
- I can start to think about how I could improve my work.


Five Finger Check



What **five** things must
the moving picture
include?



Five Finger Check



My Moving Picture Design

Shows part of the story of The Three Billy Goats Gruff



Has at least one moving mechanism



Appeals to young children



Is neat



Is well made




Neat and Well-Made



What will make
our picture well-
made?

How will we make
our picture neat?

Making




What do you want your moving picture to look like?


Which part of the story are you illustrating?

Which parts will move?


Which mechanism will you use?



Making



Draw a plan of what you want your picture to look like.
Write some notes around the design to help you when making it.



lever

split pin



I will need:

split pin

card strip

scissors

pencils

paper


Making



Check you have the tools and equipment you need before you start to make.

Follow your design and the design criteria to make your moving picture.

Tools down and Talk Time



Is your picture following the design criteria?

What improvements do you need to make?


What are your next steps?



My Moving Picture Design

Shows part of the story of The Three Billy Goats Gruff	<input checked="" type="checkbox"/>
Has at least one moving mechanism	<input checked="" type="checkbox"/>
Appeals to young children	<input type="checkbox"/>
Is neat	<input type="checkbox"/>
Is well made	<input checked="" type="checkbox"/>

Evaluate



My Moving Picture Evaluation

Two things I did really well:

- 1.
- 2.

One thing I would improve:

- 1.

Tick the design criteria you have included:

My picture shows part of the story of "The Three Billy Goats Gruff."	
My picture has at least one moving mechanism.	
My picture is appealing to young children.	
My picture is neat.	
My picture is well-made.	

A photograph of my moving picture:

Design:

twinkl planit

Design and Technology | KS1 | Moving Pictures: Traditional Tales | Making | Lesson 6

Traditional Tales | Making | Lesson 6

Making | Lesson 6

Aim

- I can use mechanisms to make a product.
- I can evaluate my product against design criteria.

Success Criteria

- I can follow my design for a moving picture.
- I can show I have tried to include the design criteria.
- I can improve my moving picture as I work on it.
- I can talk about my moving picture and say what I did well.
- I can look at the design criteria when evaluating my moving picture.
- I can start to think about how I could improve my work.

