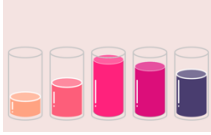







# EYFS- Maths Bingo

|   |   |   |  |   |
|---|---|---|--|---|
| <p>How many bricks can you put in your hand?<br/>Count them.<br/>Add one more/less. How many now?</p>   | <p><b>Exercise</b><br/>Make number cards 1 - 20. Choose a card. If the card chosen is 5, do 5-star jumps.<br/><br/>Try other exercises.</p>                                     | <p>Get a container and fill up. Full, half and empty.</p>  | <p>Use cornflour, sand and flour and practise writing your numbers.</p>  | <p>Using claps and clicks create a pattern. Try other ways of making sounds to create new patterns.</p>  |
| <p>Make shape cards. Hang them around a room or your garden. Listen to the adults instructions: for example - run to the shape with 3 side, skip to the shape with 4 corners.</p> | <p>Measure the adults in your house. Who is the tallest? Who is the shortest?</p>   | <p>Can You put numbers 1 to 20 in order?</p>               | <p>Make number cards 1 - 20. Hang them around a room or in you garden.<br/>When the adult calls the number skip, run, hop to the number.</p> | <p>Find three objects and measure them using hands and feet.</p>  |
| <p>Use Play dough to make the numbers and objects to go with it.</p>                           | <p>Go and find 5 objects. Who is the quickest? Count the objects.<br/>Try with different numbers.</p>   | <p>Use cornflour, sand and flour and draw your shapes.</p>  | <p>Build of tower using 10 bricks. Challenge yourself and build a bigger tower.</p>  | <p>Use Play dough to make different size shapes and sort them</p>                                      |
| <p>Use four colours to create a repeated pattern. Get you grown-ups to take a picture.</p>  | <p>Draw three circles in your garden. Label them with numbers - 1,2,3.<br/>Now throw the object on the numbers.<br/>Add them together.<br/><br/>Try with different numbers.</p> | <p>Line family members in size order.</p>                | <p>Collect different items in your home and put them in size order.</p>  | <p>Use recycled materials to create a 3d Model.<br/>Name the shapes you have used.</p>  |
| <p>Paint a picture using shapes.</p>  | <p>Free Space</p>   | <p>Sort objects according to their size and shape.</p>  | <p>Create a birthday cake with the number of candles to say how old you are.</p>   | <p>Use two colours to create a repeated pattern. Get you grown-ups to take a picture.</p>   |

|  |  |  |  |  |
|--|--|--|--|--|
|  |  |  |  |  |
|--|--|--|--|--|